

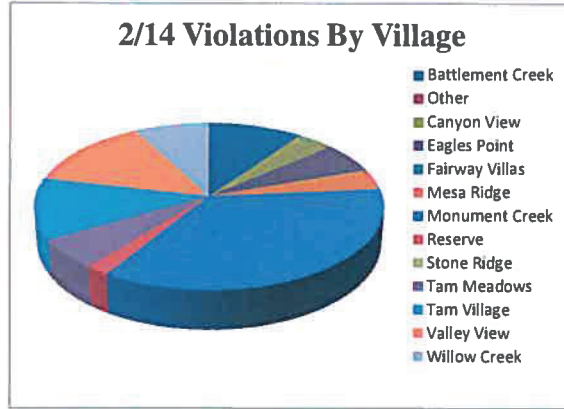
Report Period: February 2014

Violations YTD 85  
Violations This Mo. 51

Covenant Protection Violation Report

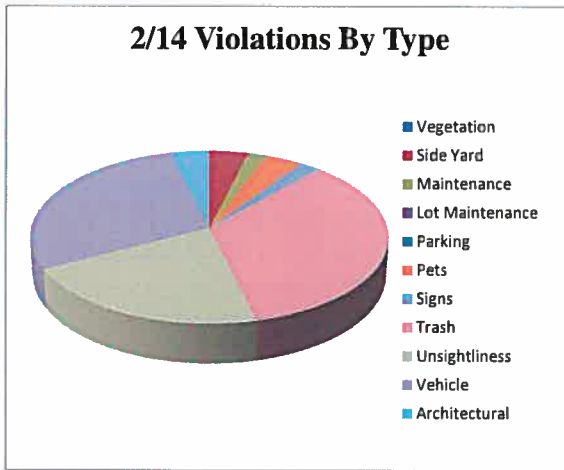
Report Prepared By: Keith Lammy  
Feb-14

	Monthly Violations By Village	% of Total Violations
Battlement Creek	5	10%
Other	0	0%
Canyon View	2	4%
Eagles Point	3	6%
Fairway Villas	0	0%
Mesa Ridge	2	4%
Monument Creek	18	35%
Reserve	1	2%
Stone Ridge	0	0%
Tam Meadows	3	6%
Tam Village	6	12%
Valley View	7	14%
Willow Creek	4	8%



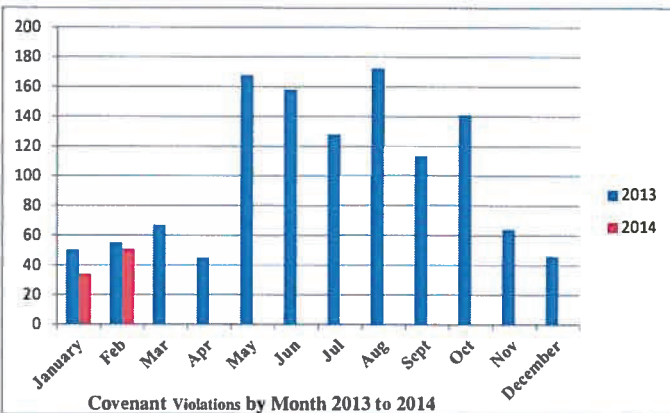
51	100%
----	------

	Monthly Violations By Type	% of Total Violations
Vegetation	0	0%
Side Yard	2	4%
Maintenance	1	2%
Lot Maintenance	0	0%
Parking	0	0%
Pets	2	4%
Signs	1	2%
Trash	18	35%
Unsignhtiness	11	22%
Vehicle	15	29%
Architectural	2	4%



52	102%
----	------

	2013	2014
January	50	34
Feb	55	51
Mar	67	
Apr	45	
May	168	
Jun	158	
Jul	128	
Aug	172	
Sept	113	
Oct	141	
Nov	64	
December	46	



1207	85
------	----