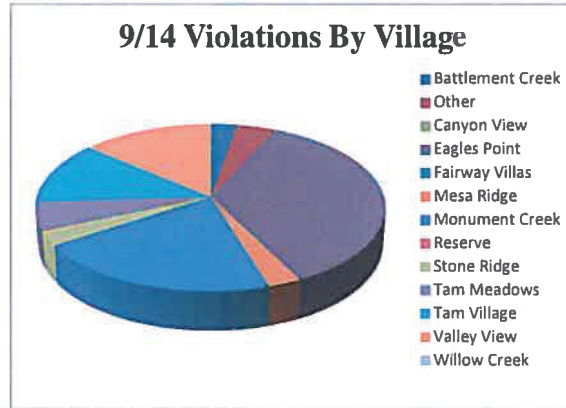


Report Period: September 2014

Violations YTD 899
Violations This Mo. 73

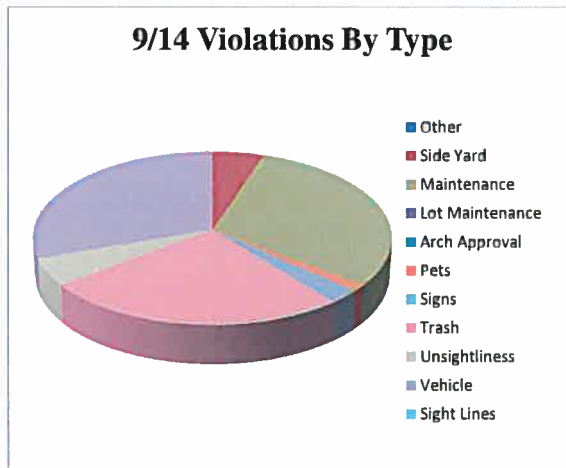
Covenant Protection Violation Report
Report Prepared By: Keith Lammy
Sep-14

	Monthly Violations By Village	% of Total Violations
Battlement Creek	2	3%
Other	3	4%
Canyon View	0	0%
Eagles Point	26	36%
Fairway Villas	0	0%
Mesa Ridge	2	3%
Monument Creek	15	21%
Reserve	0	0%
Stone Ridge	2	3%
Tam Meadows	4	5%
Tam Village	9	12%
Valley View	10	14%
Willow Creek	0	0%



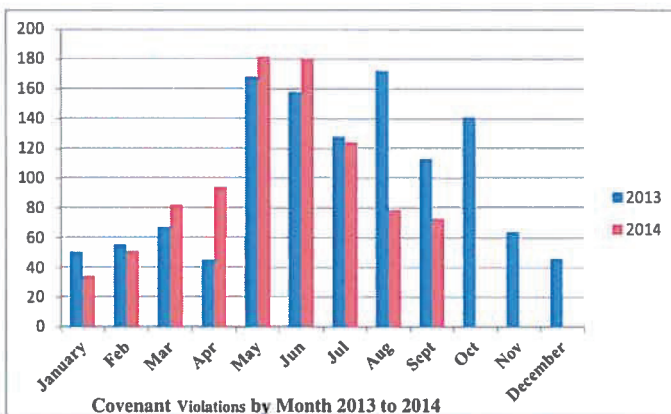
73 100%

	Monthly Violations By Type	% of Total Violations
Other	0	0%
Side Yard	2	3%
Maintenance	7	10%
Lot Maintenance	26	36%
Arch Approval	0	0%
Pets	0	0%
Signs	2	3%
Trash	10	14%
Unsightliness	4	5%
Vehicle	22	30%
Sight Lines	0	0%



73 100%

	2013	2014
January	50	34
Feb	55	51
Mar	67	82
Apr	45	94
May	168	182
Jun	158	180
Jul	128	124
Aug	172	79
Sept	113	73
Oct	141	
Nov	64	
December	46	



1207 899