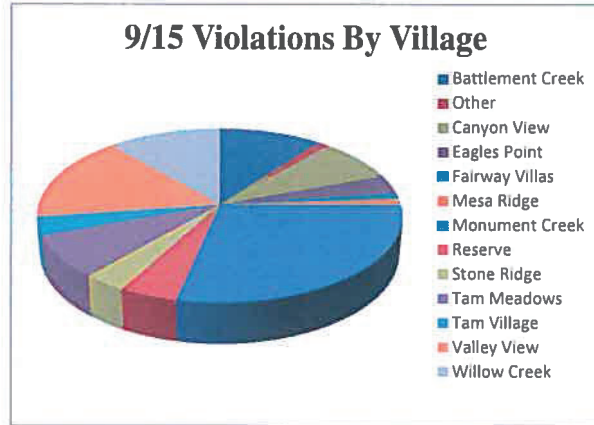


Report Period: September 2015

Violations YTD 894
Violations This Mo. 88

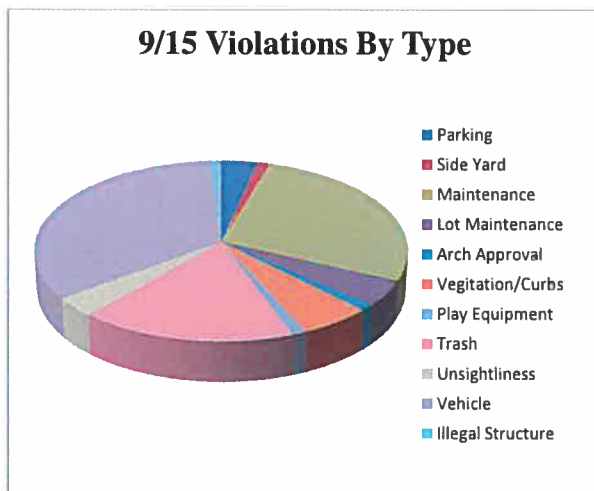
Covenant Protection Violation Report
Report Prepared By: Keith Lamme
Sep-15

	Monthly Violations By Village	% of Total Violations
Battlement Creek	9	10%
Other	1	1%
Canyon View	7	8%
Eagles Point	3	3%
Fairway Villas	1	1%
Mesa Ridge	1	1%
Monument Creek	25	28%
Reserve	4	5%
Stone Ridge	3	3%
Tam Meadows	7	8%
Tam Village	3	3%
Valley View	14	16%
Willow Creek	10	11%



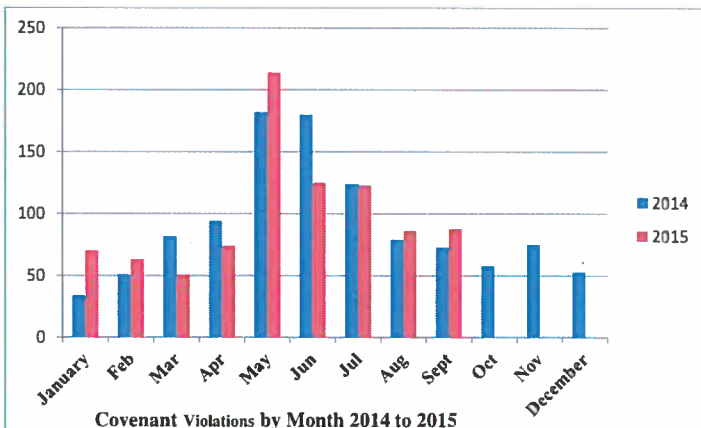
88	100%
----	------

	Monthly Violations By Type	% of Total Violations
Parking	3	3%
Side Yard	1	1%
Maintenance	24	27%
Lot Maintenance	4	5%
Arch Approval	1	1%
Vegetation/Curbs	5	6%
Play Equipment	1	1%
Trash	15	17%
Unsignliness	3	3%
Vehicle	30	34%
Illegal Structure	1	1%



88	100%
----	------

	2014	2015
January	34	70
Feb	51	63
Mar	82	51
Apr	94	74
May	182	214
Jun	180	125
Jul	124	123
Aug	79	86
Sept	73	88
Oct	58	
Nov	75	
December	53	



1085	894
------	-----