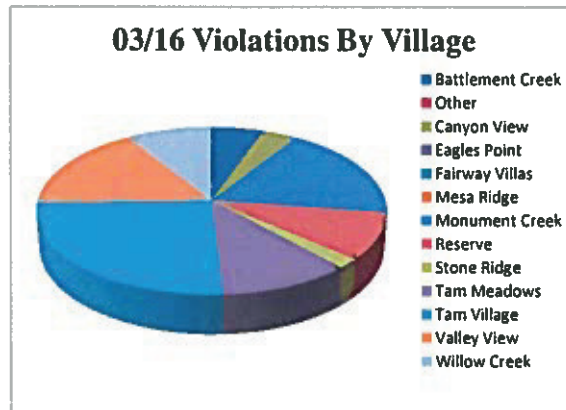


Report Period: March 2016

Violations YTD 158  
Violations This Mo. 55

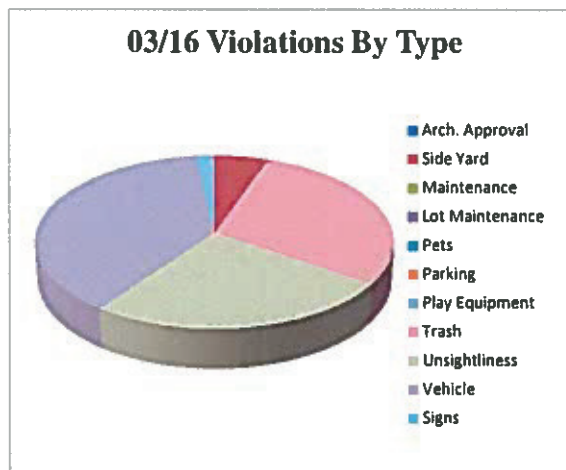
Covenant Protection Violation Report  
Report Prepared By: Keith Lammey  
Mar-16

	Monthly Violations By Village	% of Total Violations
Battlement Creek	3	5%
Other	0	0%
Canyon View	2	4%
Eagles Point	0	0%
Fairway Villas	0	0%
Mesa Ridge	0	0%
Monument Creek	10	18%
Reserve	5	9%
Stone Ridge	1	2%
Tam Meadows	6	11%
Tam Village	14	25%
Valley View	9	16%
Willow Creek	5	9%



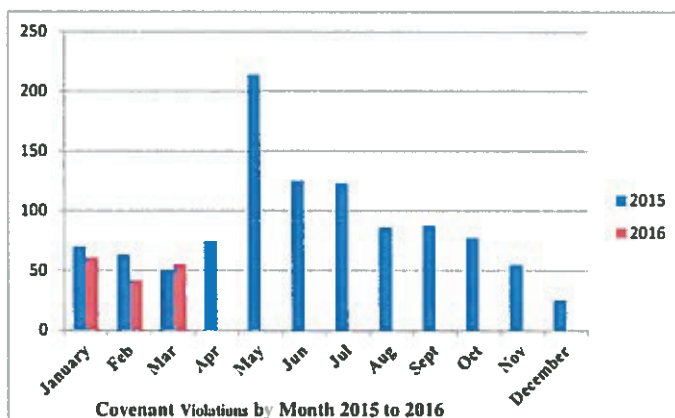
55	100%
----	------

	Monthly Violations By Type	% of Total Violations
Arch. Approval	0	0%
Side Yard	3	5%
Maintenance	0	0%
Lot Maintenance	0	0%
Pets	0	0%
Parking	0	0%
Play Equipment	0	0%
Trash	16	29%
Unsignifilness	14	25%
Vehicle	21	38%
Signs	1	2%



55	100%
----	------

	2015	2016
January	70	61
Feb	63	42
Mar	51	55
Apr	74	
May	214	
Jun	125	
Jul	123	
Aug	86	
Sept	88	
Oct	78	
Nov	55	
December	26	



1053	158
------	-----