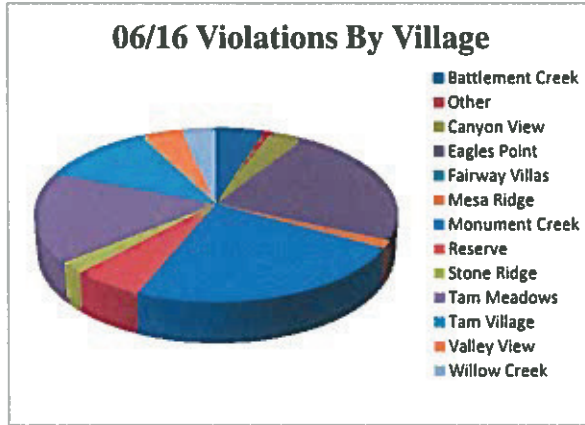


Report Period: June 2016

Violations YTD 562
Violations This Mo. 142

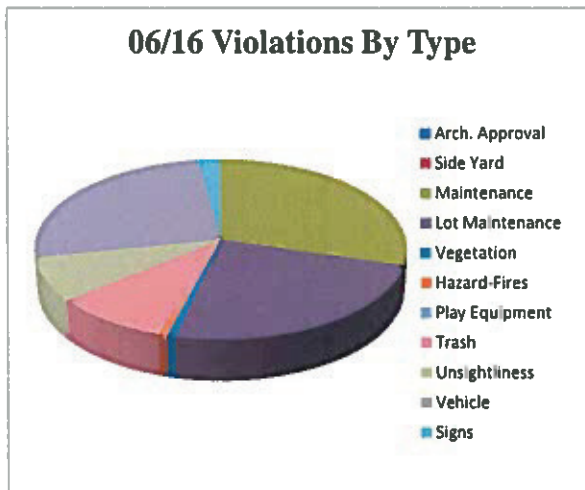
Covenant Protection Violation Report
Report Prepared By: Keith Lamme
Jun-16

	Monthly Violations By Village	% of Total Violations
Battlement Creek	7	5%
Other	1	1%
Canyon View	5	4%
Eagles Point	32	23%
Fairway Villas	0	0%
Mesa Ridge	2	1%
Monument Creek	33	23%
Reserve	8	6%
Stone Ridge	3	2%
Tam Meadows	24	17%
Tam Village	16	11%
Valley View	6	4%
Willow Creek	5	4%



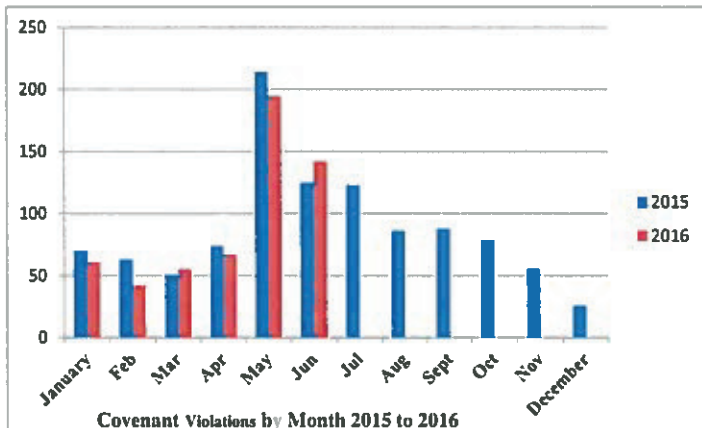
142 100%

	Monthly Violations By Type	% of Total Violations
Arch. Approval	0	0%
Side Yard	0	0%
Maintenance	42	30%
Lot Maintenance	34	24%
Vegetation	1	1%
Hazard-Fires	1	1%
Play Equipment	0	0%
Trash	13	9%
Unsignltness	11	8%
Vehicle	37	26%
Signs	3	2%



142 100%

	2015	2016
January	70	61
Feb	63	42
Mar	51	55
Apr	74	67
May	214	195
Jun	125	142
Jul	123	
Aug	86	
Sept	88	
Oct	78	
Nov	55	
December	26	



1053 562