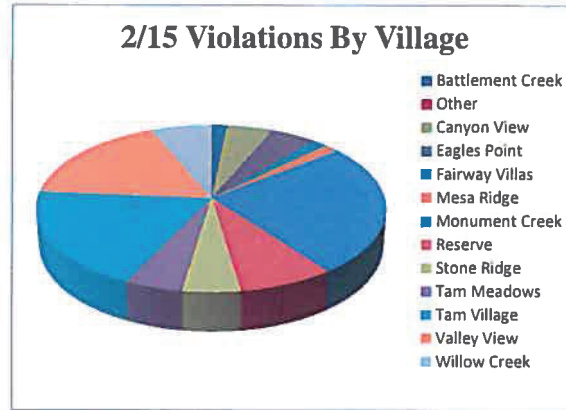


Report Period: February 2015

Violations YTD 133  
Violations This Mo. 63


Covenant Protection Violation Report  
Report Prepared By: Keith Lammey  
Feb-15

	Monthly Violations By Village	% of Total Violations
Battlement Creek	1	2%
Other	0	0%
Canyon View	3	5%
Eagles Point	3	5%
Fairway Villas	1	2%
Mesa Ridge	1	2%
Monument Creek	16	25%
Reserve	5	8%
Stone Ridge	3	5%
Tam Meadows	3	5%
Tam Village	12	19%
Valley View	11	17%
Willow Creek	4	6%



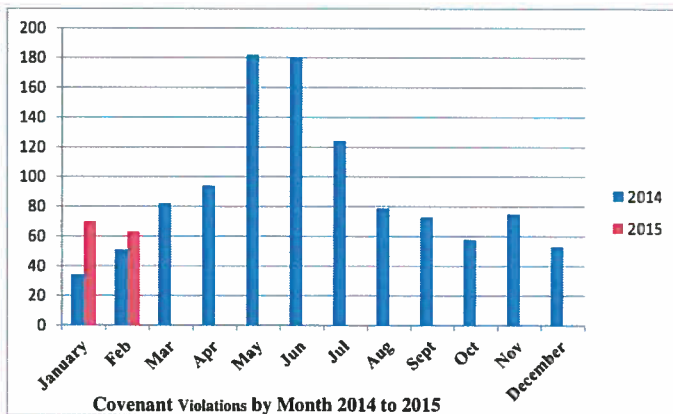
63	100%
----	------

	Monthly Violations By Type	% of Total Violations
Other	0	0%
Side Yard	9	14%
Maintenance	0	0%
Lot Maintenance	0	0%
Arch Approval	1	2%
Pets	1	2%
Signs	1	2%
Trash	26	41%
Unsanitliness	12	19%
Vehicle	13	21%
Sports Equipment	0	0%



63	100%
----	------

	2014	2015
January	34	70
Feb	51	63
Mar	82	
Apr	94	
May	182	
Jun	180	
Jul	124	
Aug	79	
Sept	73	
Oct	58	
Nov	75	
December	53	



1085	133
------	-----