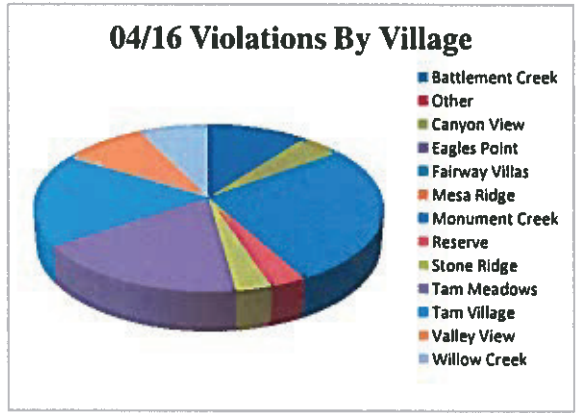


Report Period: April 2016

Violations YTD 225
Violations This Mo. 67


Covenant Protection Violation Report
Report Prepared By: Keith Lammy
Apr-16

	Monthly Violations By Village	% of Total Violations
Battlement Creek	7	10%
Other	0	0%
Canyon View	3	4%
Eagles Point	0	0%
Fairway Villas	1	1%
Mesa Ridge	0	0%
Monument Creek	17	25%
Reserve	2	3%
Stone Ridge	2	3%
Tam Meadows	12	18%
Tam Village	12	18%
Valley View	6	9%
Willow Creek	5	7%



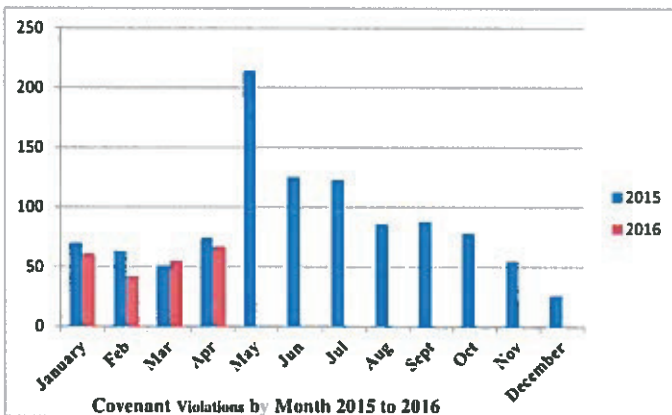
67	100%
----	------

	Monthly Violations By Type	% of Total Violations
Arch. Approval	0	0%
Side Yard	4	6%
Maintenance	2	3%
Lot Maintenance	0	0%
Pets	0	0%
Parking	0	0%
Play Equipment	0	0%
Trash	14	21%
Unsanitliness	14	21%
Vehicle	32	48%
Signs	1	1%



67	100%
----	------

	2015	2016
January	70	61
Feb	63	42
Mar	51	55
Apr	74	67
May	214	
Jun	125	
Jul	123	
Aug	86	
Sept	88	
Oct	78	
Nov	55	
December	26	



1053	225
------	-----