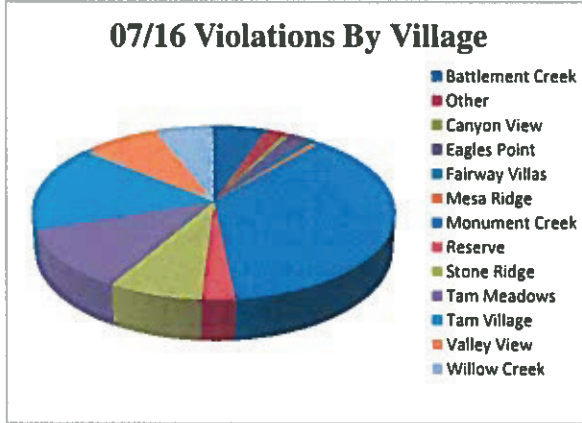


Report Period: July 2016

Violations YTD 711
Violations This Mo. 149

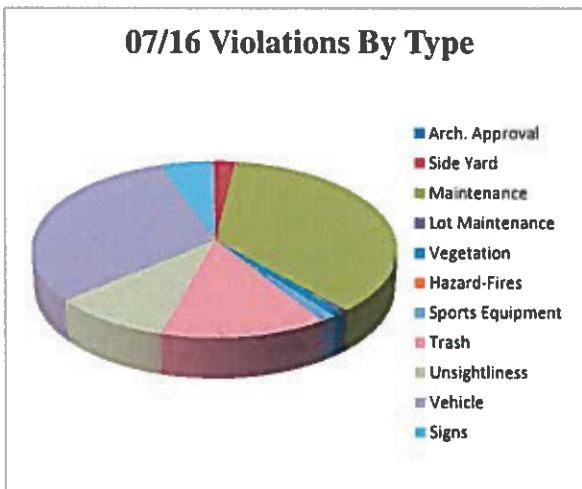
Covenant Protection Violation Report
Report Prepared By: Keith Lamme
Jul-16

	Monthly Violations By Village	% of Total Violations
Battlement Creek	8	5%
Other	3	2%
Canyon View	1	1%
Eagles Point	3	2%
Fairway Villas	1	1%
Mesa Ridge	1	1%
Monument Creek	55	37%
Reserve	4	3%
Stone Ridge	11	7%
Tam Meadows	17	11%
Tam Village	24	16%
Valley View	12	8%
Willow Creek	9	6%



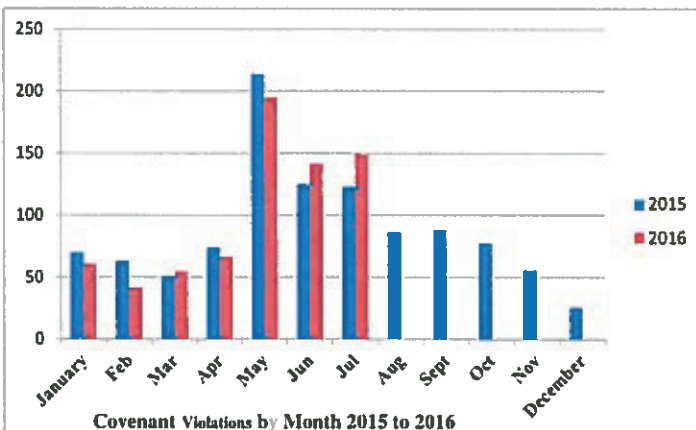
149	100%
-----	------

	Monthly Violations By Type	% of Total Violations
Arch. Approval	0	0%
Side Yard	3	2%
Maintenance	54	36%
Lot Maintenance	1	1%
Vegetation	1	1%
Hazard-Fires	0	0%
Sports Equipment	2	1%
Trash	20	13%
Unsanitliness	14	9%
Vehicle	46	31%
Signs	8	5%



149	100%
-----	------

	2015	2016
January	70	61
Feb	63	42
Mar	51	55
Apr	74	67
May	214	195
Jun	125	142
Jul	123	149
Aug	86	
Sept	88	
Oct	78	
Nov	55	
December	26	



1053	711
------	-----