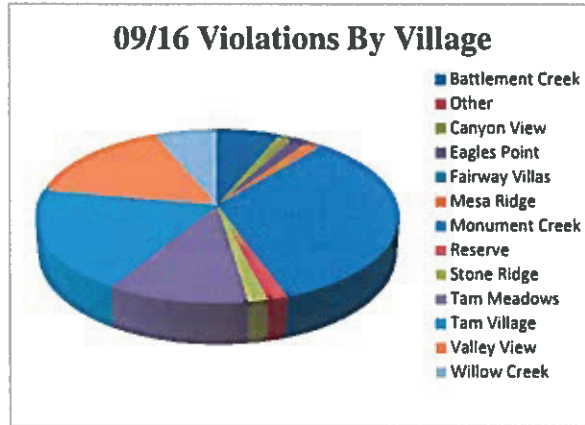


Report Period: September 2016

Violations YTD 870
Violations This Mo. 63

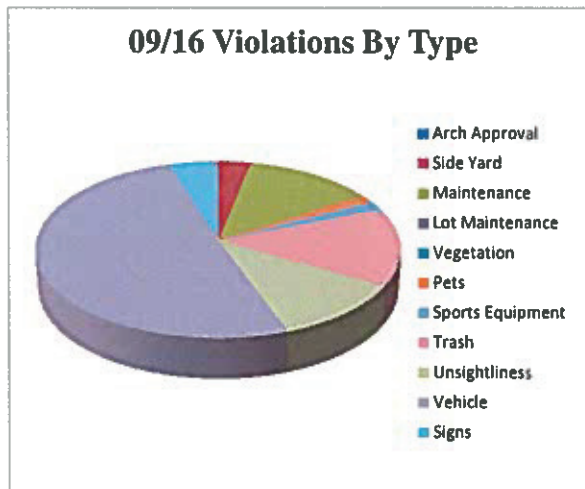
Covenant Protection Violation Report
Report Prepared By: Keith Lammy
Sep-16

	Monthly Violations By Village	% of Total Violations
Battlement Creek	4	6%
Other	0	0%
Canyon View	1	2%
Eagles Point	1	2%
Fairway Villas	0	0%
Mesa Ridge	1	2%
Monument Creek	21	33%
Reserve	1	2%
Stone Ridge	1	2%
Tam Meadows	7	11%
Tam Village	12	19%
Valley View	10	16%
Willow Creek	4	6%



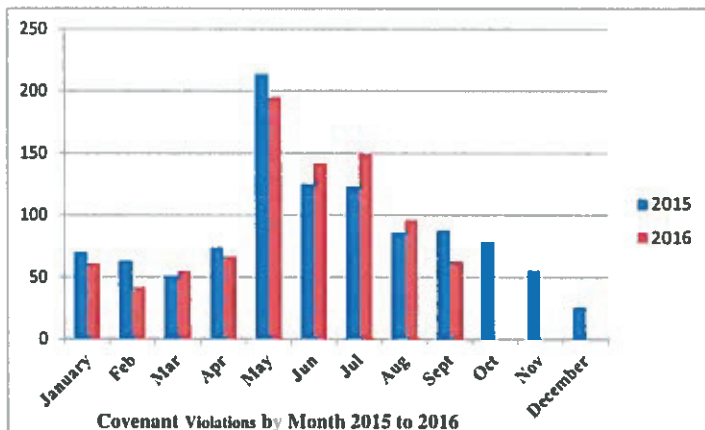
63 100%

	Monthly Violations By Type	% of Total Violations
Arch Approval	0	0%
Side Yard	2	3%
Maintenance	8	13%
Lot Maintenance	0	0%
Vegetation	0	0%
Pets	1	2%
Sports Equipment	1	2%
Trash	9	14%
Unsignliness	7	11%
Vehicle	32	51%
Signs	3	5%



63 100%

	2015	2016
January	70	61
Feb	63	42
Mar	51	55
Apr	74	67
May	214	195
Jun	125	142
Jul	123	149
Aug	86	96
Sept	88	63
Oct	78	
Nov	55	
December	26	



1053 870